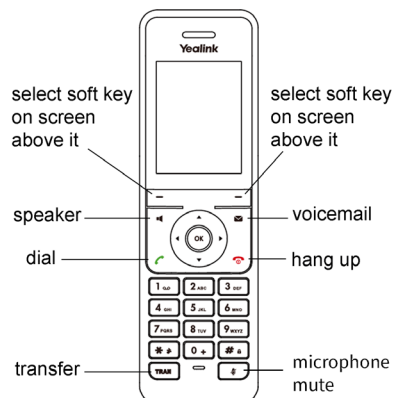


Quick Reference Guide: Yealink W76P DECT

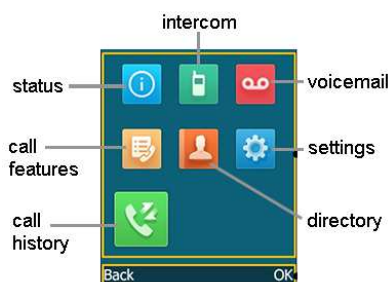
This quick reference guide is for the Yealink W56H DECT handset, which is the handset used in Yealink's W76P and W60P DECT phone systems.

Handset Layout

Buttons




Onscreen Menu




Turn Handset On/Off

Turn Handset On

Press and hold 



Turn Handset Off

When phone display is on home screen (shows time of day) press and hold 



Voicemail

Setup Voicemail

The first time you access the Message Center, the system will walk you through your voicemail setup.



1. Press 
2. Use the arrow keys to highlight the line with the envelope icon with your extension.
3. Press  or **Select**
4. Follow the prompts.

Check Voicemail




1. Press 
2. Use the arrow keys to highlight the line with the envelope icon with your extension.
3. Press  or **Select**
4. Follow the prompts.

Place Calls

Using the Handset



1. Enter number on keypad.
2. Press  or 

Using the Speakerphone




1. Enter number on keypad.
2. Press 
1. Plug headphones into the 3.5mm jack on bottom of handset.
2. Enter number on keypad.
3. Press  or 

Answer Calls

Using the Handset



Press **Accept** soft key or  or 

Using the Speakerphone






- Press 
1. Plug headphones into the 3.5mm jack on bottom of handset.
 2. Press **Accept** soft key or  or 

Transfer Calls



Blind

1. Press 
2. Dial number to which would like to transfer call.
3. Press  or **Transfer** soft key

Consultative

1. Press 
2. Dial number to which would like to transfer call.
3. Press  or  or  to dial recipient.
4. After speaking with recipient, press  or **Transfer** soft key.

Directly to Voicemail

1. Press 
2. Dial *90 followed by number to which would like to transfer call.
3. Press  or **Transfer** soft key